

Massabesic Yacht Club 2015 Sailing Instructions

1 Rules

All regattas and series races will be governed by the Racing Rules of Sailing (RRS), the prescriptions of the United States Sailing Association, the rules of your one design class(es) (except as any of these are modified by these sailing instructions) and by these sailing instructions.

2 Entries

Eligible boats may be entered by completing registration with the organizing authority. Contestants may race in one of the classes participating in the MYC event.

3 Notices to competitors

Notices to competitors will be posted on the official notice board(s) located inside rear right corner of clubhouse. Posting of such notices shall be deemed as notification to all contestants.

4 Changes in Sailing Instructions

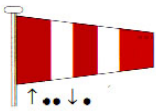
Any changes in the sailing instructions or in the schedule will be posted 2 hours before the start gun on the day it will take effect.

5 Signals Made Ashore

5.1 Signals made ashore will be displayed on the docked committee boat mast.

5.2 Flag "AP" with two horns (one horn when lowered) means "The race is postponed." A signal flag will be made one minute after "AP" is lowered.

5.3 Flag "B" fully hoisted with one horn means "Protest filing time has begun." When lowered half way, it means "There are less than 30 minutes remaining before protest time ends." When lowered, it means "Protest filing time has ended."



6 Schedule of Races

The warning signal for the first race of the day will be at 1:30 , unless otherwise indicated. Subsequent races shall follow according to racing schedule. *At the discretion of the Race Day Committee Chair, classes may get three or more races if time allows and sufficient boats for a class exist and conditions allow.*

6.1 No warning signals on a Sunday Series race will be made after 5:00.

7 Class Flags

Class Flags will be displayed on the race committee mast with the warning sound of each class's start. For Sunday series racing classes must commit to half +1 of the races held by MYC to receive a start and each competitor must race in half +1 to receive a series trophy. One Design Classes with the lowest Portsmouth number will start first.

Classes will be as follows:

Class	Flag (Rectangular Shape)
Lightning	Lightning Bolt
Combined Dinghy	Windmill Logo
Catalina 22	Red Diamond
Open	0

8 Racing Area

The racing area will be as shown in illustration B, attached.

9 The Course

9.1 The diagram(s) in Illustration A show the course(s) and the order in which marks are to be passed. The weather mark will be directly upwind of the leeward mark. In courses when the leeward mark and start mark are not the same, the starting line will be placed between the leeward and windward mark.

9.2 The course of the weather mark will be displayed as a compass bearing. The compass bearing to the first mark will be displayed on the mast of the race committee boat.

9.3 Courses may be shortened according to rule 32. The S flag (white field with blue square) shall be hoisted with 2 blast of the horn. Competitors will be warned prior to the lead boat of the class entering onto the last leg.






10 Marks

10.1 Race marks will be Yellow or Orange cylinders. If used, offset marks will be of the same color cylinders.

10.2 Start and finish marks will be yellow *or green* tetrahedrons.

11 STARTING RACES

11.1 Races shall be started by using the following signals. Times shall be taken from the visual signals; the absence of a sound signal shall be disregarded.

<u>Signal</u>	<u>Flag and Sound</u>	<u>Minutes before starting signal</u>	
Warning	Class flag; 1 sound	5	
Preparatory	P, I, ; Z, Z with I, Black flag, 1 sound	4	  
			P" Flag "I" Flag "Z" Flag
One-minute	Preparatory flag removed; 1 long sound	1	
Starting	Class flag removed; 1 sound	0	

The warning signal for each succeeding class shall be made with the starting signal of the preceding class.

Changes from the 2014 Sailing Instructions are noted in italic and underlined.

11.2 Starting signal for the first class will be the warning signal for the second class and so forth.

11.3 The starting line will be between the mast on the race committee boat and the starting mark.

11.4 Boats whose Preparatory signal has not been made shall keep clear of the starting area and of all boats whose Preparatory signal has been made.

11.5 A boat shall not start later than five minutes after her starting signal.

12 Recalls

12.1 Individual Recall: When at her starting signal a boat must comply rule 29.1 or rule 30.1, the race committee shall promptly display flag "X" (white field with blue cross). The signal shall be displayed until all such boats are completely on the pre-start side of the starting line or its extensions and have complied with rule 30.1 if it applies, but not later than four minutes after the starting signal or one minute before any later starting signal, whichever is earlier.

12.2 General Recall: When at the starting signal several unidentified boats are on the course side of the starting line, or to which rule 30 applies, or there has been an error in the starting procedure, the race committee may signal a general recall (first substitute pennant - blue field with yellow triangle with 2 sounds of the horn). The preparatory signal for a new start for the recalled class shall be made one minute after the first substitute is lowered, and the starts for any succeeding classes shall follow the new start.

12.3 Rounding the End of the Starting Line: Code flag "I" (yellow field with black circle) will be displayed as a preparatory flag during the starting sequence, and any part of a boat's hull, crew or equipment is on the course side of the starting line or its extensions during the minute before her starting signal, she shall sail to the pre-start side of the line around either end before starting.

13 Change of Course after the Start

A change of course (flag C with repetitive sound signals when raised) after the start will be signaled before the leading boat has begun the leg, although the new mark or finishing line may not then be in position. Any mark to be rounded after rounding the new mark may be relocated to maintain the original course configuration. A compass bearing will be presented to the next mark.

14 The Finish

The finishing line will be between the mast of race committee boat and the nearby mark (yellow *or green* tetrahedron).

15 Penalty Systems

15.1 720 rule 44 is in effect.

15.2 A yacht flying a spinnaker must take her spinnaker down and complete one tack and one jibe (360) and then hoist her spinnaker to complete her penalty.

15.3 The Scoring Penalty, rule 44.3, will not apply.

16 Time Limits

16.1 The time limit will be one and a half hours for the leading boat in each class.

16.2 For one-design fleets, boats failing to finish within thirty minutes after the first boat finishes will be scored Did Not Finish.

Changes from the 2014 Sailing Instructions are noted in italic and underlined.

16.3 For Open class, boats failing to finish within forty five minutes after the first boat finishes will be scored Did Not Finish.

16.4 This changes rule 35.

17 Protests

17.1 Protests shall be written on forms available from the race committee and delivered to them within one hour of docking of race committee.

17.2 Protests will be heard in approximately the order of receipt as soon as possible.

17.3 Protest notices will be posted within 30 minutes of the protest time limit to inform competitors where and when there is a hearing in which they are parties to a hearing or named as witnesses.

17.4 Decisions of the protest committee will be final as provided in rule 70.4.

18 Life Jackets

RRS rule 1.2 shall be followed. Wet suits and dry suits are not adequate personal buoyancy. Competitors electing to wear foul weather gear must also wear a PFD.

19 Scoring

19.1 The series will be score as provided in Appendix A of the RRS using the Low Point scoring system.

19.1.1 DNF, DSQ, OCS, and RAF finishes will be scored boats in race + 1.

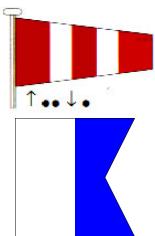
19.1.2 DNC will be scored boats in series + 1.

19.2 The Portsmouth System will be used for all Open Class races.

19.3 In regular MYC Sunday Series races, a boat shall count its best 60 percent of the total number of races run in that series.

19.4 Points will be awarded to the boat, not the skipper/owning MYC member. However, if a skipper/owning MYC member purchases a new boat during the racing season, in the same class, his score will be based on the combined score of both yachts the skipper has sailed that series.


19.5 The skipper/owning MYC member of the boat must be on board the boat for the entire race for points to be awarded for an MYC Sunday Series race.



20 Race Postponement


20.1 The AP Pendant will be flown to signal postponement of any races not yet started, Two sound signals will be made when this flag is raised, A single sound signal will be made when this flag is lowered and the first warning signal will be made 1 minute after lowering of this flag.

20.2 If Code Flag A is flown under the AP Pendant, all races not started are postponed and no more racing for the day.



21 Race Abandonment

21.1 Code Flag N will be flown to signal abandonment of all races in progress. Three sound signals will be made when this flag is raised. All racers should return to the starting area for a new start. One sound signal will be made when Code Flag N is removed and the first warning signal will be made 1 minute after N is removed.



Changes from the 2014 Sailing Instructions are noted in italic and underlined.

21.2 If Code Flag A is flown under Code Flag N all races are abandoned with no more racing for the day, Three sound signals will be made when these flags are raised.

22 Radio Communications

Competitors are allowed to monitor Race Committee radio transmissions on Channel 68. They may transmit to the Committee Boat to request withdrawal from a race or to report an emergency. Since radios are not mandatory, all official race course and starting information will be communicated via signal flags as described in other sections of these instructions.

23 Prizes

Series trophies will be awarded to all classes or fleets that have a minimum of 3 boats starting in half plus one of the races held by MYC. Ties will be broken by RRS rule A7, A8 and A9

24 Disclaimer of Liability

Competitors participating in MYC Races do so entirely at their own risk. See rule 4, Decision to race. The organizing authority will not accept any liability for material damage or personal injury or death sustained in conjunction with or prior to, during or after racing.

THIS PAGE INTENTIONALLY LEFT BLANK

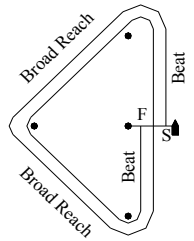
Illustration A Race Course Diagrams




Equilateral Modified Course - Code Flag "E"

Horizontal blue bar over horizontal red bar

Compass Course to the weather mark will be displayed on the RC on a dry erase board. The start and finish will be in the middle of the windward leg. Round all marks as you did for the start mark.



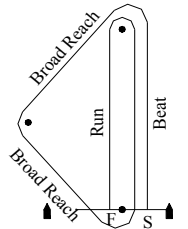
Equilateral Course "E"




Gold Cup Course - Code Flag "G"

Gold and blue vertical Bars

Compass Course to the weather mark will be displayed on the RC on a dry erase board. The start and finish mark will also be the leeward mark. Round all marks as you did the start mark.



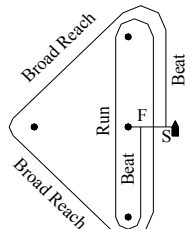
Gold Cup Course "G"




Olympic Modified Course - Code Flag "O"

Red over yellow diagonal triangles

Compass Course to the weather mark will be displayed on the RC on a dry erase board. The start and finish will be in the middle of the windward leg. Round all marks as you did the start mark.



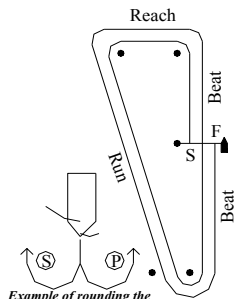
Olympic Course "O"



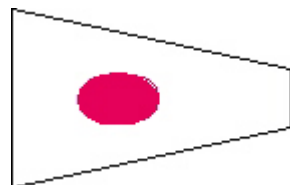
Windward Leeward Course Code Flag "W"

Red Square on a white field with a blue border

Compass Course to the weather mark will be displayed on the RC dry erase board. The start and finish will be in the middle of the windward leg. An offset mark (Optional) will be placed about 6-8 boat lengths of the windward mark for safety. If gates are used at the leeward mark you must sail between them otherwise round marks to port.



Windward Leeward Course "W"

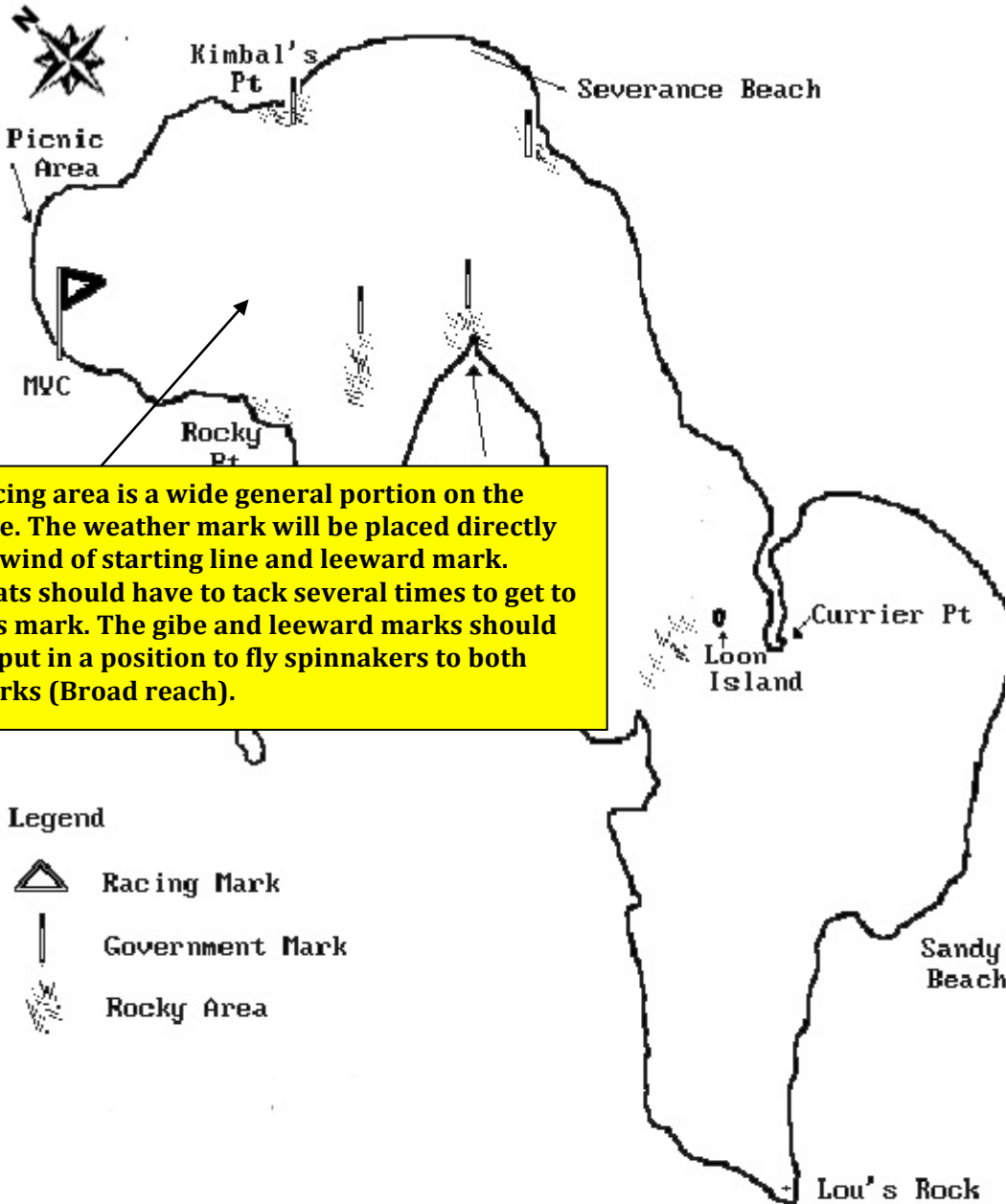


White Field with Red Oval

When this flag is flown under the course flag, the race will be one time around, Equilateral Modified Course - Code Flag "E", or Olympic Modified Course - Code Flag "O" sail once around the triangle and finish. On Gold Cup Course - Code Flag "G", sail once around the triangle and finish at the leeward mark. On Windward Leeward Course Code Flag "W" sail once around the sausage.

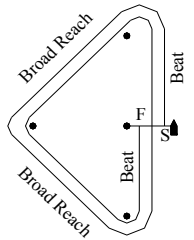
Changes from the 2014 Sailing Instructions are noted in italic and underlined.

ILLUSTRATION B

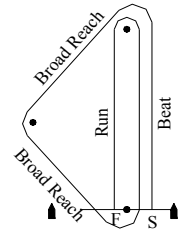



Legend

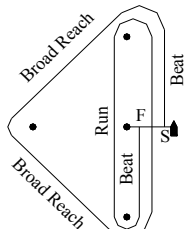
- Racing Mark
- Government Mark
- Rocky Area



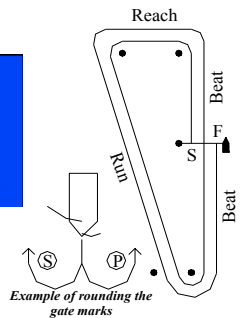

Equilateral Course "E"



Gold Cup Course "G"



Olympic Course "O"



Windward Leeward Course "W"

MASSABESIC EAST POND